







**AUX-ODU-SYNC** is a TDD synchronization hub, which has been designed to provide a timing reference to InfiMAN 2x2 and InfiMAN Evolution base station sectors as well as to InfiLINK 2x2 PRO units. In combination with Infinet's new proprietary TDMA-based wireless architecture, AUX-ODU-SYNC completes the solution, providing TDD synchronization to its systems, both legacy and newly deployed. TDD synchronization eliminates self-interference between multiple co-located units and enables frequency re-use within the same site. Infinet's implementation supports not only intra-, but inter-site synchronization too, thanks to the fact that the timing reference is GNSS-based.



## Key Features

-  Compatible with InfiLINK 2x2 PRO, InfiMAN 2x2 BS and InfiMAN Evolution BS
-  Water and dust protection: IP66/IP67
-  Input voltage:  $\pm 19.. \pm 56$  VDC
-  Embedded GPS/GLONASS receiver and active antenna
-  Operating temperature range: from  $-40^{\circ}\text{C}$  to  $+60^{\circ}\text{C}$
-  Provides GNSS-based timing references, geo-positioning information and UTC time

An all-in-one design, including the GPS/GLONASS receiver, the antenna and the timing distribution scheme, housed in a low-profile enclosure, guarantees rapid and easy deployment. Specialised CAB-SYNC cables, providing interface conversion and lightning protection, must be used to connect AUX-ODU-SYNC to the units.

The additional benefits of deploying an AUX-ODU-SYNC unit include providing positioning as well as precise time information to all the units connected to it.



## Specification

Parameter	Description
Compatible models	<ul style="list-style-type: none"> <li>• InfiMAN 2x2 BS: R5000-Mmxb(s), R5000-Omxb(s), R5000-Qmxb</li> <li>• InfiLINK 2x2 PRO: R5000-Mmx(s), R5000-Omx(s)</li> <li>• InfiMAN Evolution BS: E5-BS, E6-BS</li> </ul>
GNSS receiver	Embedded, GPS/GLONASS
GNSS antenna	Embedded, active
PoE type	Passive PoE (4, 5, 7, 8 Ethernet pins used)
Water and Dust Protection	IP66 and IP67
Input voltage	±19..±56 VDC
Power consumption	up to 4 W
Interfaces and connector	<ul style="list-style-type: none"> <li>• Port 0-6: sync outs (7 RJ-45 connectors to connect to ODU with special cable CAB-SYNC)</li> <li>• Power: DC input (1 RJ-45 connector to connect to power supply)</li> </ul>
Size and Weight	180x170x75 mm, 0.65 kg
Operating temperature range	from -40°C to +60°C
Infinet compatible power supplies	IDU-CPE (is supplied by default), IDU-BS-G, IDU-BS-G (60W), IDU-CPE-G, IDU-CPE-G(24W), AUX-ODU-INJ-G, IDU-LA-G(V.01)